
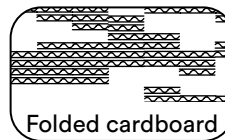

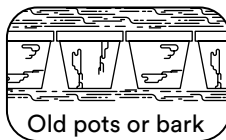

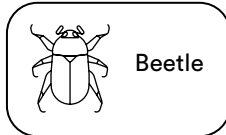


# Design your own insect hotel

Bring more insects to your area by making them a place to stay.

Do some research to investigate these creatures. Can you identify:

- the environment they like to live in
- what would encourage them to visit your backyard?



Explore your home to find materials you could use to build a comfortable insect hotel for them.

## Your design

Use the template on the next page to design your insect hotel. Include labels and drawings to show the different sections and materials you are using.

Which insects do you think each section will attract? Do you think they will be looking for food, shelter or a nice place to hibernate?

## Building your hotel

Using your design, build your very own insect hotel at home.

You might need to make changes as you build it - that's ok! What kind of changes are they?

If your friend was going to make an insect hotel as well, what advice would you give them?

*Keep an eye on your insect hotel and see if you notice more visitors coming to stay!*

[scitech.org.au/insecthotel](http://scitech.org.au/insecthotel)

